








## Steam Bath Accessory Abstract

07/2023

| Article- / Order no.      | Product name                    | Description  | Application samples  | Photo  |
|---------------------------|---------------------------------|--|--|--|
| <b>Temperature sensor</b> |                                 |  |  |  |
| B-0605227                 | Temperature sensor TF 104       | For the controls BDS, CDS and CPDS   | NTC 6m cable length<br>protection class IP 65  |  <p>To control/measure the steam bath temperature</p> |
| B-0605229                 |                                 |  | NTC 10m cable length<br>protection class IP 65   |  |
| E-0605244                 |                                 |  | NTC 10m cable length, protection class IP68  |  |
| B-0605255                 | Vandalism protection for TF 104 | Stainless steel cover to protect the temperature sensor against mechanical strain and water splashes | In connection with temperature sensor TF 104 within the steam bath - also for retrofitting   |   |
| E-0605234                 | Temperature sensor FTF          | Surface mounted sensor in aluminium housing<br>protection class IP 54                                | For wall mounting within the steam bath  |    |
| B-0605247                 | Security temperature limiter    | Temperature sensor FTF<br>with temperature switch (54 °C)  | Additional steam bath temperature monitoring. Steam production switch-off. To switch-on and start the steam production, acknowledgement at the unit is necessary |  |
| B-0605249                 |                                 |  |  |  |






## Steam Bath Accessory Abstract

07/2023

| Article- / Order no.      | Product name                    | Description  | Application samples   | Photo   |
|---------------------------|---------------------------------|--|---|---|
| <b>Temperature sensor</b> |                                 |  |   |   |
| B-0605223                 | Temperature sensor TF 105       | For the controls BDS,CDS and CPDS, NTC 10m cable length protection class IP 68, shielded connection cable, integrated protection against wilful damage                             | To control/measure the steam bath temperature   |    |
| B-0605225                 | Temperature sensor TF 106       | For the controls BDS,CDS and CPDS, NTC 10m cable length protection class IP 68, shielded connection cable, integrated protection against wilful damage, safety temperature limiter | Additional steam bath temperature monitoring, opens the safety chain and stops the production of steam immediately. |   |
| <b>Steam inlet</b>        |                                 |  |   |   |
| E-2604021                 | T-piece, condensate distributor | DN12   | Condensate pipeline connection  |    |
| E-2604020                 | Y-piece DN 25                   | Leg length: 50x50x50 mm  | Steam hose connection   |   |
| E-2604000                 | Y-piece DN 40                   | Leg length: 35x35x35 mm  | Steam hose connection   |  |




## Steam Bath Accessory Abstract

07/2023

| Article- / Order no. | Product name            | Description           | Application samples   | Photo   |
|----------------------|-------------------------|-----------------------|---|---|
| E-2604030            | Angle piece (bow) DN 25 | For tight bend radius | 90 degree arc in the steam hose   |    |
| E-2604036            | Angle piece(bow) DN 40  | For tight bend radius | 90 degree arc in the steam hose   |    |
| E-2604034            | Adapter DN 40/25        |                       | Reducing piece from DN40 to DN25.<br>Connection to existing DN25 installation |   |
| SP-07-26000          | Steam hose DN 25        |                       | Steam pipe from steam generator to steam bath                                 |  |
| SP-07-26001          | Steam hose DN 40        |                       | Steam pipe from steam generator to steam bath                                 |  |




## Steam Bath Accessory Abstract

07/2023

| Article- / Order no. | Product name                                    | Description  | Application samples  | Photo  |
|----------------------|---|--|--|--|
| B-2604103            | Fog maker (mixing tube)                         | Fog duct   | For a dense and consistent steam result. Due to directed mixing of cool fresh air with hot steam the outcome is an even denser, more saturated and consistent steam result |   |
| B-2604105            | Steam bath nozzle with steam protection cowling | DN40   | Protected steam injection into the steam bath  |   |
| B-2624051            | Reducing kit DN40/25                            | Set contains reducing piece, hose clamps and 200mm steam hose DN40 | Reducing piece from DN40 to DN25. Connection to existing DN25 installations  |  |




## Steam Bath Accessory Abstract

07/2023

| Article- / Order no. | Product name                  | Description   | Application samples                    | Photo   |
|----------------------|-------------------------------|---|--|---|
| <b>Steam fan</b>     |                               |   |  |   |
| E-0611214            | Fan                           | 230 VAC; 4,5 W; 105 m <sup>3</sup> /h,<br>assembly cross-section dimensions = 98 mm | As inlet/exhaust air to the steam bath |    |
| E-0611212            | Fan                           | 24 VAC; 15 W; 110 m <sup>3</sup> /h,<br>assembly cross-section dimensions = 98 mm   | As inlet/exhaust air to the steam bath |   |
| E-2505201            | Rotary potentiometer 47 Ω/30W |   | For control of inlet/exhaust fans      |  |




## Steam Bath Accessory Abstract

07/2023

| Article- / Order no. | Product name   | Description     | Application samples  | Photo   |
|----------------------|--|-----------------|--|---|
| <b>Essence</b>       |  |                 |  |   |
| B-2604079            | Peristaltic pump for essence in combination with unit options „DS options“ | EP24, 24VAC     | Essence dosage in a steam bath   |    |
| B-2604091            | Peristaltic pump for essence in combination with unit options „DS options“ | EP230, 230VAC   | Essence dosage in a steam bath   |   |
| B-2604077            | Peristaltic pump   | EPlogic, 230VAC | Pulse pause interval, individually adjustable, for manifold setting requirements |  |





## Steam Bath Accessory Abstract

07/2023

| Article- / Order no. | Product name                        | Description       | Application samples   | Photo  |
|----------------------|-------------------------------------|-------------------|---|--|
| B-2604085            | Peristaltic pump assembling package | EP24, 24V, DN25   | Package contains an essence pump, T-piece for essence injection as well as hose clamps for assembling |   |
| B-2604087            | Peristaltic pump assembling package | EP24, 24V, DN40   | Package contains an essence pump, T-piece for essence injection as well as hose clamps for assembling |   |
| B-2604093            | Peristaltic pump assembling package | EP230, 230V, DN25 | Package contains an essence pump, T-piece for essence injection as well as hose clamps for assembling |  |

## Steam Bath Accessory Abstract




07/2023

| Article- / Order no. | Product name                        | Description  | Application samples   | Photo   |
|----------------------|-------------------------------------|--|---|---|
| B-2604095            | Peristaltic pump assembling package | EP230, 230V, DN40                                  | Package contains an essence pump, T-piece for essence injection as well as hose clamps for assembling |    |
| E-2604070            | Silicone hose for essence           | Heat resistant up to 200°C, 6 x 1,5mm              | Connecting essence pump with T-piece  |    |
| E-2604078            | Non-return valve for essence        | With connection casing for silicone hose 6 x 1,5mm | Prevents the reflux of the fragrance in the silicone hose and optimises the dosage                    |   |
| E-2604068            | Exhaust filter for essence          | Plastic mesh with connection for DN6 silicone hose | For essence intake from the container   |  |



## Steam Bath Accessory Abstract

07/2023

| Article- / Order no. | Product name                             | Description              | Application samples   | Photo  |
|----------------------|--|--------------------------|---|--|
| B-2604067            | Stainless steel T-piece for essence feed | 2 x DN25 1 x DN6         | Connecting silicone hose for essence pump to the steam hose for optimised essence feed-in |   |
| B-2604069            |  | 2 x DN40 1 x DN6         |   |   |
| <b>Water inlet</b>   |  |                          |   |  |
| E-2604100            | System separator CA R 3/4"               | With threaded connection | Valve that protects drinking water from contamination by backflowing waste water          |  |